

Carbon Footprint Report

Haslers Business Services LLP

Reporting year 01/04/2025 – 31/03/2026

HASLERS

Contents

Executive Summary	3
About Haslers and Reporting Context	4
Reporting Boundary and Methodology	4
Total Carbon Footprint	5
Location-Based and Market-Based Emissions	6
Emissions by Scope	7
Emissions by Source	8
Year-on-Year Performance	9
Carbon Intensity Metrics	10
Key Operational Insights	11
Environmental Initiatives	12
Future Priorities	13
Verification Summary	14



Executive Summary

Haslers Business Services LLP has measured its operational carbon footprint for four years, with 2025/26 the fourth reporting year.

- **Total emissions for the year were 148.68 tCO_2e on a location-based basis and 136.57 tCO_2e on a market-based basis.**
- **Both measures are down on the prior year: total emissions fell by 17.19% against 2024/25 and by 10.60% against the 2022/23 baseline of 166.29 tCO_2e.**
- **Carbon intensity improved on both measures, to 14.71 tCO_2e per £1m of turnover and 1.71 tCO_2e per employee.**
- **Employee commuting and homeworking remain the single largest source at 79.34 tCO_2e, 53.4% of the location-based total. Scope 3 emissions account for 68% of the location-based footprint, reflecting the nature of a professional services business.**

Location-based emissions by scope (tCO_2e)

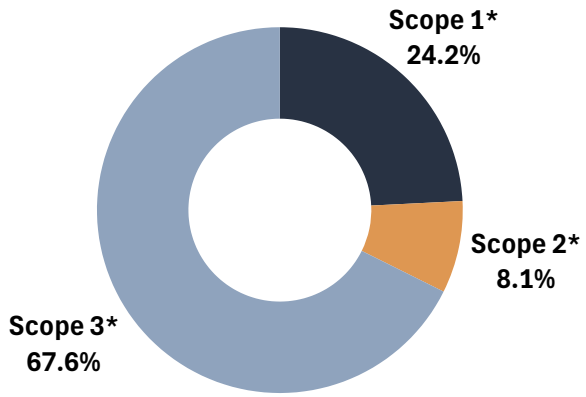

***Scope 1**
Covers direct emissions from company vehicles, mains gas at Hawke House and refrigerant replenishment during HVAC maintenance, totalling 35.99 tCO_2e (24% of the location-based total).

Scope 2
Covers grid electricity consumed at Hawke House: 12.11 tCO_2e location-based (8%), and nil on a market-based basis.

Scope 3
Covers purchased goods and services, capital goods, fuel and energy related activities, upstream transport, waste, business travel, employee commuting and homeworking, and downstream transport, totalling 100.58 tCO_2e (68%).

About Haslers and Reporting Context

Haslers Business Services LLP is a chartered accountancy and business advisory firm based at Hawke House, Old Station Road, Loughton, Essex. The firm provides tax, audit, assurance and advisory services to clients across the UK.

Haslers is not legally obliged to report its carbon footprint, but the firm wishes to lead by example by measuring and reducing its environmental impact. It has embarked on a full carbon footprint journey with Auditel, whose independent verification underpins this report.

Reporting period: 01/04/2025 to 31/03/2026. Baseline reporting period: FYE 05/04/2023. Company number: OC369448.

Reporting Boundary and Methodology

The inventory follows the Greenhouse Gas Protocol Corporate Accounting and Reporting Standard (Revised Edition), using the operational control approach.

Emission factors are drawn from the UK Government GHG Conversion Factors for Company Reporting 2025, with other recognised databases referenced where applicable. Data is sourced from internal systems, utility providers, invoices, stakeholder data and surveys; where data was unavailable, reasonable estimates were made and documented.

The inventory is prepared in accordance with the principles of relevance, completeness, consistency, transparency and accuracy.

Total Carbon Footprint

For the reporting year 01/04/2025 to 31/03/2026, Haslers' total greenhouse gas emissions were 148.68 tCO_2e on a location-based basis and 136.57 tCO_2e on a market-based basis.

The difference between the two measures arises from Scope 2 electricity. Haslers receives zero-carbon electricity from EDF, supported by certificate copies, so market-based Scope 2 emissions are recorded as nil.

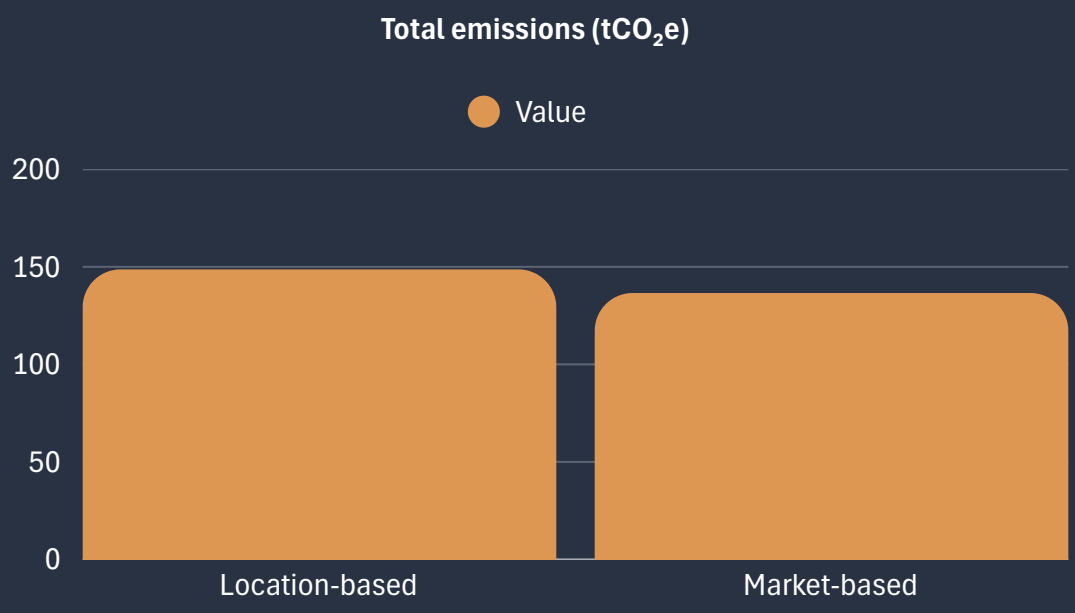

Location-Based and Market-Based Emissions

Location-based emissions reflect the physical emissions from the electricity consumed, while market-based emissions reflect the supplier's declared carbon intensity.

Location-based:
Scope 1: 35.99 tCO_2e
Scope 2: 12.11 tCO_2e
Scope 3: 100.58 tCO_2e
Total: 148.68 tCO_2e.

Market-based:
Scope 1: 35.99 tCO_2e
Scope 2: 0.00 tCO_2e
Scope 3: 100.58 tCO_2e,
Total: 136.57 tCO_2e.

The zero-carbon electricity procurement from EDF is the sole driver of the difference between the two measures.



Emissions by Scope

Scope 1 covers direct emissions from company vehicles, mains gas at Hawke House and refrigerant replenishment during HVAC maintenance, totalling 35.99 tCO_2e (24% of the location-based total).

Scope 2 covers grid electricity consumed at Hawke House: 12.11 tCO_2e location-based (8%), and nil on a market-based basis.

Scope 3 covers purchased goods and services, capital goods, fuel and energy related activities, upstream transport, waste, business travel, employee commuting and homeworking, and downstream transport, totalling 100.58 tCO_2e (68%).

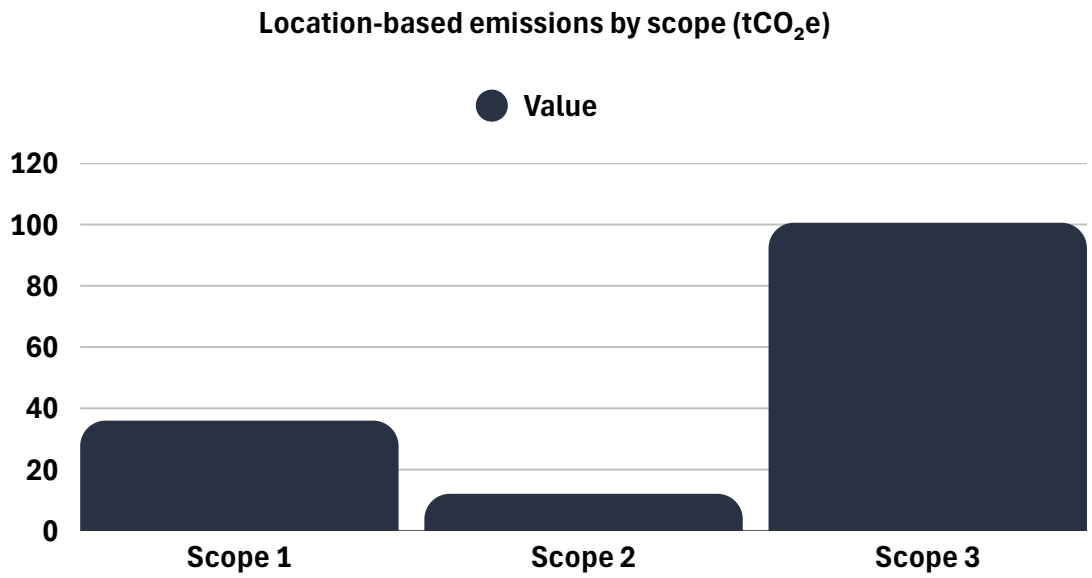

Emissions by Source

Employee commuting and homeworking: 79.34 tCO_2e (53.4%)
Direct emissions – fleet: 19.55 tCO_2e (13.1%)
Direct emissions – combustion: 14.51 tCO_2e (9.8%)
Fuel and energy related activities: 12.51 tCO_2e (8.4%)
Purchased electricity, location-based: 12.11 tCO_2e (8.1%)
Business travel: 5.06 tCO_2e (3.4%)
Purchased goods and services: 3.50 tCO_2e (2.4%)
Direct emissions – HVAC: 1.92 tCO_2e (1.3%)
Waste generated in operations: 0.18 tCO_2e (0.0%)

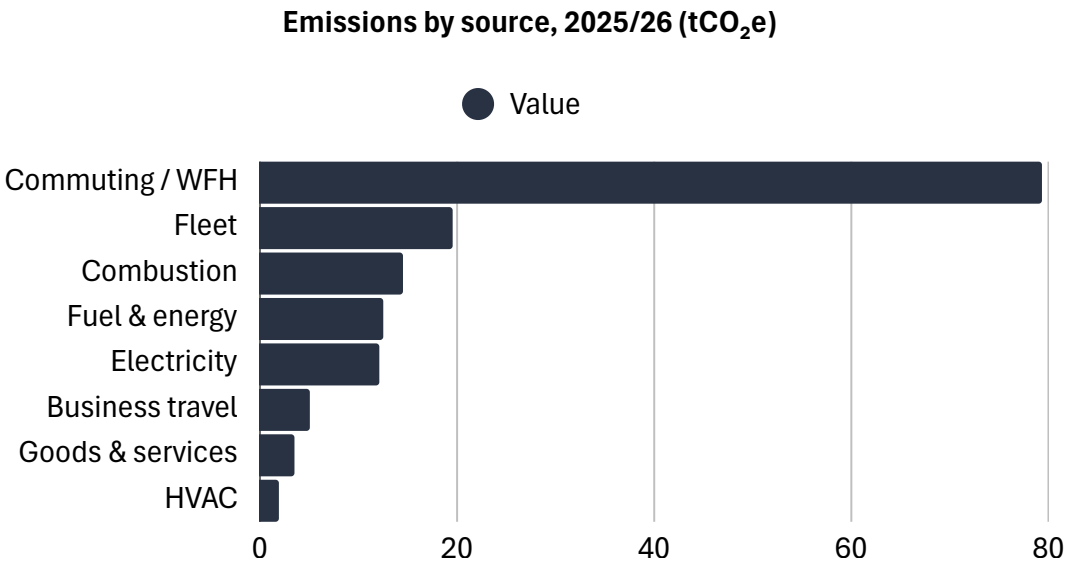

Year-on-Year Performance

Total emissions: 166.29 tCO_2e in the 2022/23 baseline, 179.54 tCO_2e in 2024/25 and 148.68 tCO_2e in 2025/26.

Total emissions decreased by 17.19% against 2024/25 and by 10.60% against the baseline.

The largest year-on-year reductions were in business travel (−66.20%), combustion (−26.57%) and employee commuting and homeworking which fell by 15.60%. Purchased goods and services rose by 4.24%.

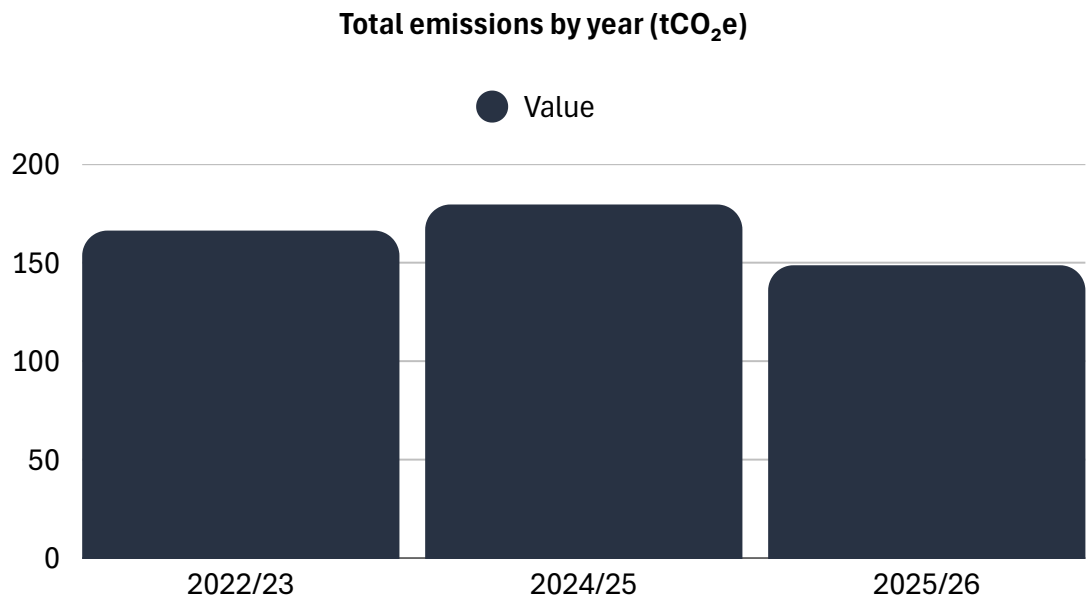

Carbon Intensity Metrics

Carbon intensity improved on both measures against both the prior year and the baseline.

- Emissions per £1m of turnover: 18.75 tCO_2e in 2022/23, 17.72 tCO_2e in 2024/25 and 14.71 tCO_2e in 2025/26.
- Emissions per employee: 2.079 tCO_2e in 2022/23, 1.93 tCO_2e in 2024/25 and 1.71 tCO_2e in 2025/26.
- The improvement reflects both absolute reductions in emissions and growth in turnover and headcount.

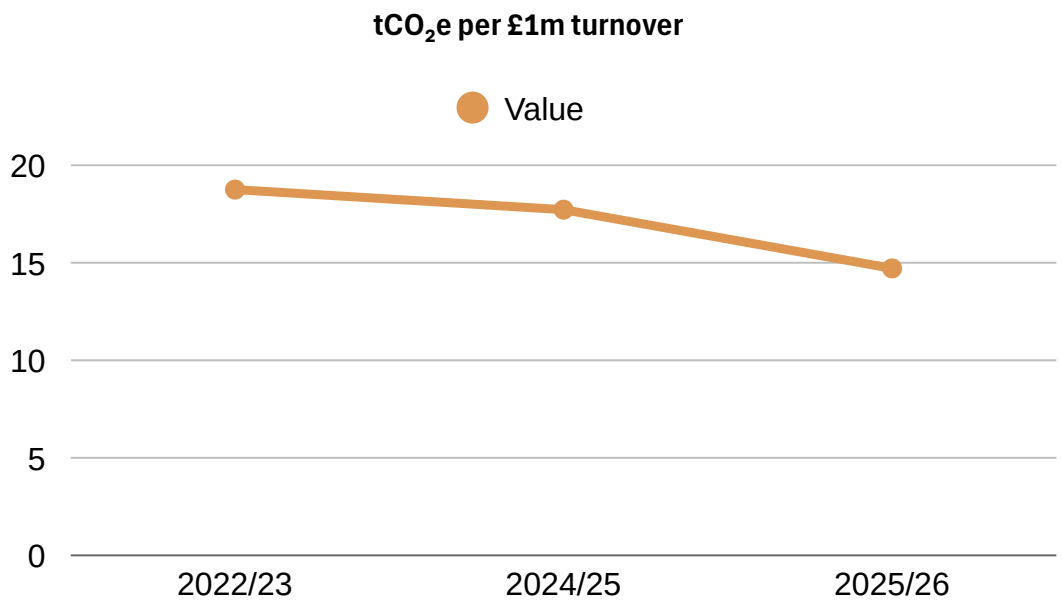

Key Operational Insights

Employee commuting and homeworking is the dominant source of emissions, representing 53.4% of the location-based total. This is characteristic of a professional services firm and will remain the priority area for reduction.

Business travel fell by 66.20% year on year, the largest single reduction in the inventory.

Fleet emissions have fallen significantly against the baseline, although the year-on-year reduction was more modest at 1.58%. Combustion emissions decreased by 26.57% against the previous year, reflecting improvements in energy efficiency.

No capital goods were recorded during the reporting period, and no downstream transport and distribution emissions were recorded; postal and courier emissions are included under purchased goods and services.



Environmental Initiatives

Haslers has a 21.12 kWp solar array installed in March 2024, comprising 48 panels.

The firm receives zero-carbon electricity from EDF, supported by certificate copies referenced in the methodology.

Secure shredding is outsourced to Pulse Environmental, which partners with Steinbeis Paper Mill to recycle shredded waste into 100% recycled copier paper — an example of circular economy practice.

Expended toner cartridges are sent away for refilling rather than disposal.



Future Priorities

Haslers intends to develop a strategy to achieve Net Zero. The priorities below follow directly from the findings of this report.

- Continue annual carbon footprint measurement and reporting.
- Focus reduction efforts on employee commuting and homeworking, the largest source.
- Continue reducing fleet-related emissions.
- Continue improving gas and building energy efficiency.
- Maintain renewable and zero-carbon electricity procurement.
- Improve Scope 3 data collection, particularly commuting, homeworking, business travel and supply chain impacts.
- Encourage suppliers to monitor and reduce their emissions where possible.
- Continue monitoring outsourced service providers as part of wider carbon impact transparency.

Verification Summary

The emissions reported in this document were subject to limited assurance verification by Auditel (UK).

Verification date: 14/10/2026. Verifier: Peter Davidson, Auditel (UK).

The verification confirms total emissions of 136.57 tCO_2e on a market-based basis and 148.68 tCO_2e on a location-based basis.

The GHG assertion is based on the Greenhouse Gas Protocol Corporate Standard, and the emissions reported are verified.

Raising Expectations since 1951

Our mission is to help our clients realise their business, financial and personal ambitions - by providing a truly innovative and bespoke advisory service. Collectively, we strive for the highest possible industry standards, raising the expectations of our customers, colleagues and community.



Say hello.

Address
Old Station Road,
Loughton, Essex IG10 4PL
Telephone
020 8418 3333
Email
advice@haslers.com